

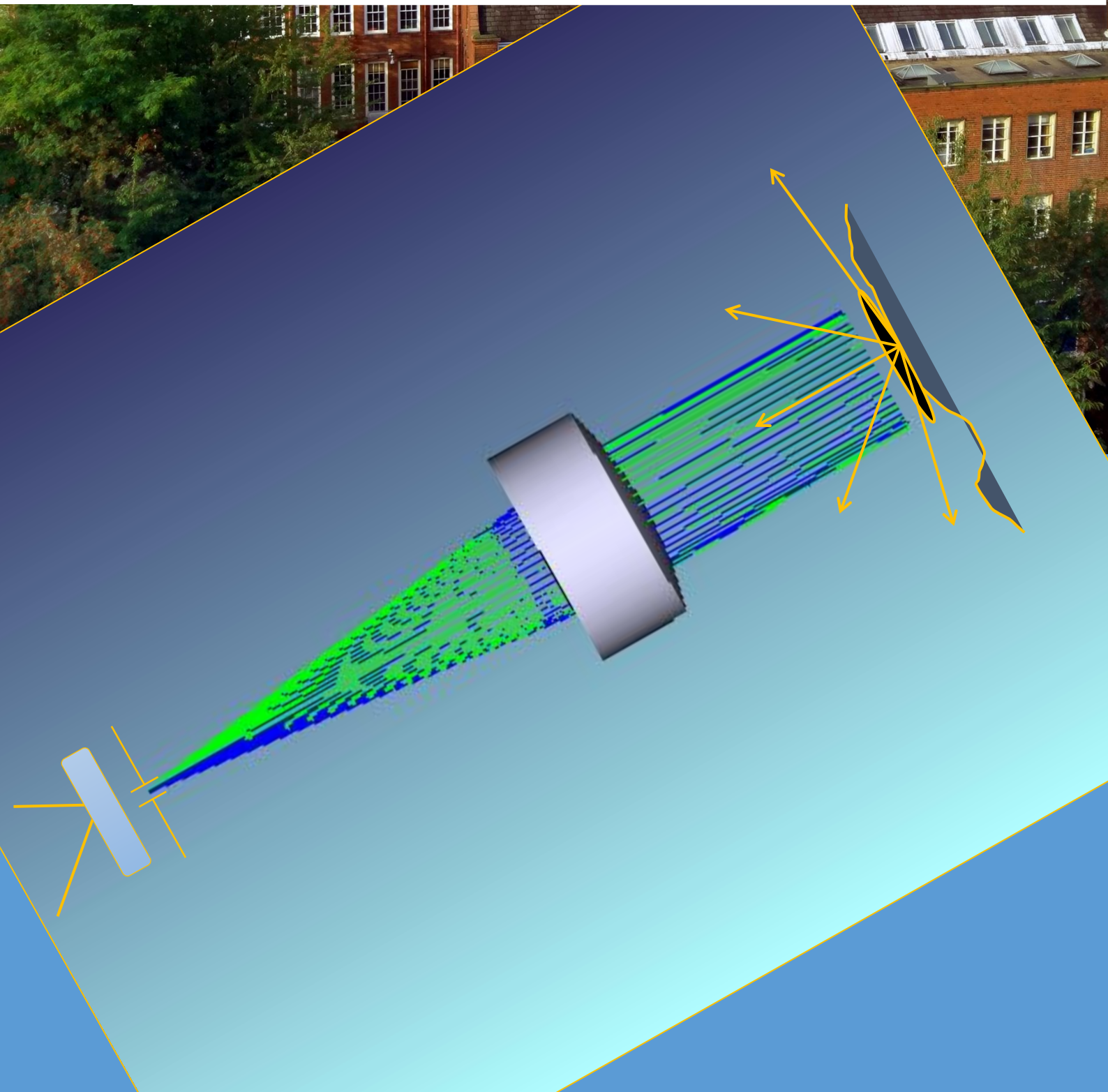


The  
University  
Of  
Sheffield.




# Advanced Detector Centre, Portobello Centre

## Department of Electronic and Electrical Engineering



## GETTING HERE BY RAIL

From the Sheffield railway station, the Portobello Centre is a 15-minute walk and a similar time by taxi. Walk out of the main entrance and along the left-hand-side of the water feature. Cross Patemoster Row and walk along Howard St, bearing right to Arundel Gate. Use the path on the other side of the pedestrian crossing curving left to Surrey St. From Surrey St, continue to Barker's Pool, past John Lewis, and onto Division St. At the end of Division St, turn right along Eldon St and cross West St to Mappin St. Walking past a small car park and the Portobello Centre is at the end of Pitt St on the right.



## GETTING HERE BY CAR

The closest car park is the Rockingham Street Q-Park. Due to the one-way system, it is usually best to approach the car park from the ring road, by driving along Broad Lane and then turning down Rockingham Street.

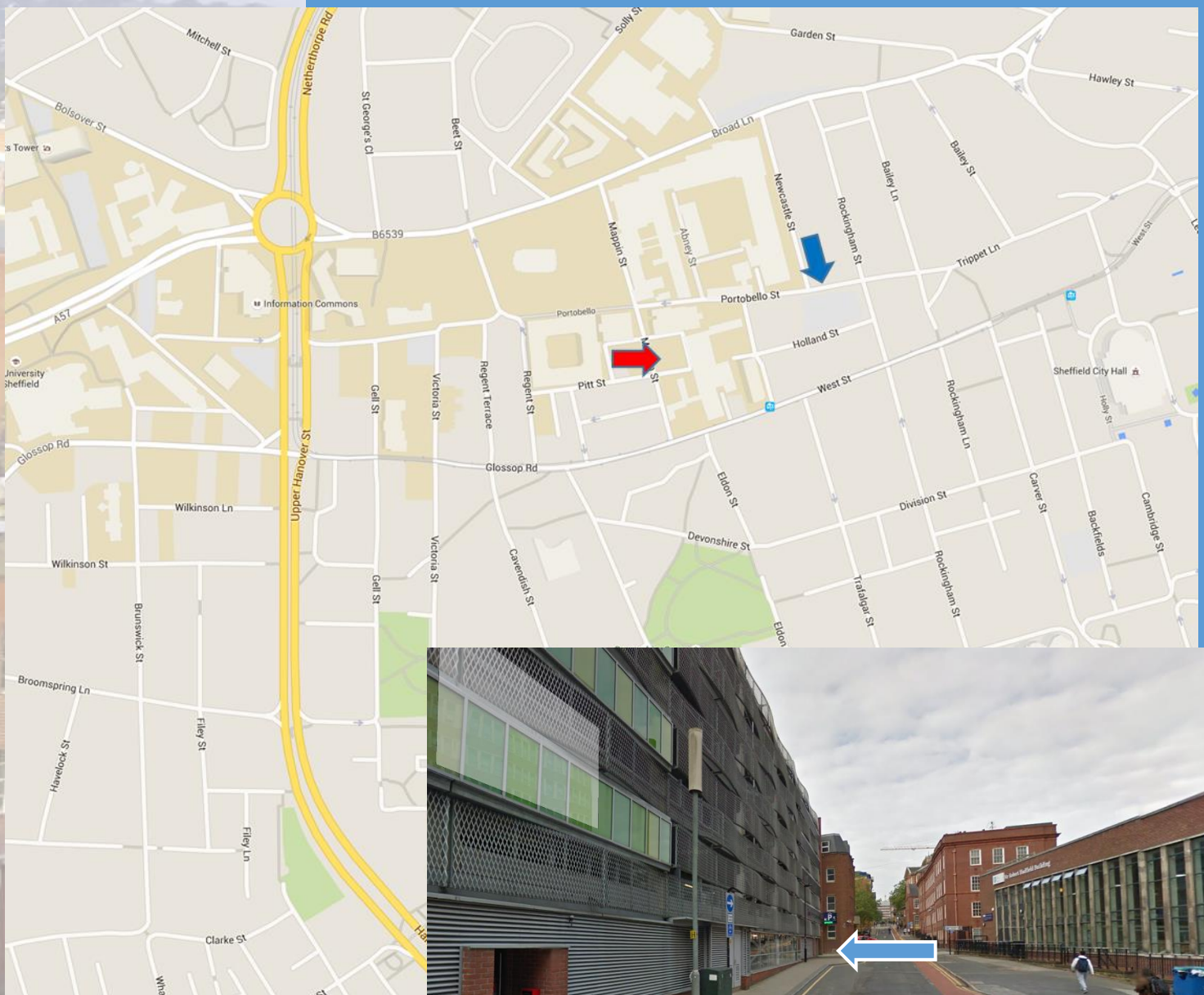
The offices and lab are in the Portobello Centre. Walk west from the car park along Portobello Street and turn left at the crossroad with Mappin Street. Walk past two brick buildings and the Portobello Centre is set back, at the end of Pitt Street.



# PARKING

The blue arrow below shows the location of the car park entrance. It has a roller-shutter, which only opens when you drive right up to it. The red arrow shows the Portobello Centre, which is at the end of Pitt Street.

**CAR PARK ADDRESS: Rockingham St, Sheffield S1 4EB**



# PORTOBELLO CENTRE

The red arrow below shows the entrance to the Portobello Centre. Upon entering, you will see reception in front of you. Go through the door immediately to the right-hand-side of reception. The ADC occupies all the rooms along the corridor.



Department of Electronic and Electrical  
Engineering

The University of Sheffield

Portobello Centre

Pitt Street

Sheffield

S1 4ET



